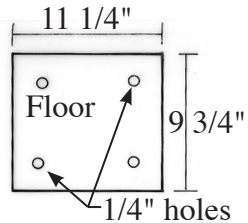
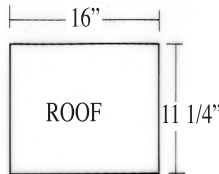
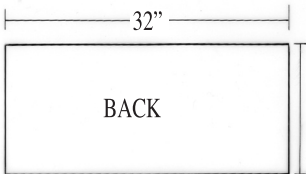
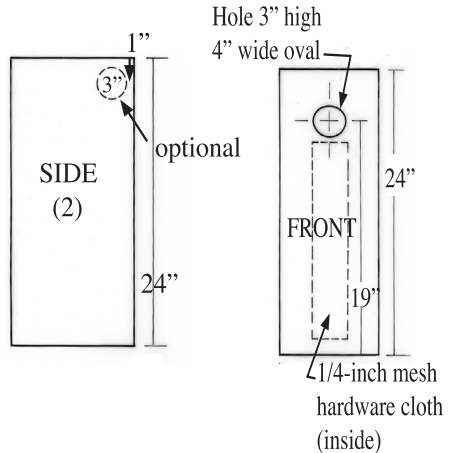
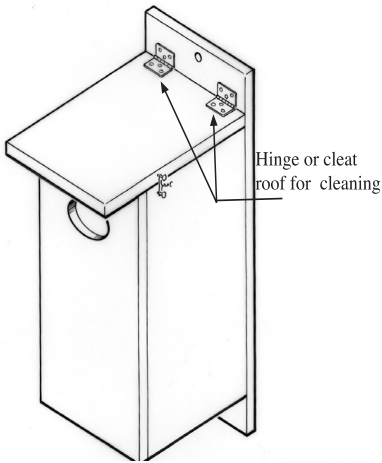


WOOD DUCK NEST BOX



Boxes placed on posts in water should be six to eight feet above the water. Wood duck boxes can also be placed in woodland habitat up to a half mile from lakes, ponds, marshes, and rivers. Since the hen must lead her ducklings to water after they hatch, the habitat between the house location and the water's edge should be free of major obstacles, such as fences, highways, mesh wire, or curbing.

Cavity nesting ducks do not carry nesting materials. It is important to help them out by placing 2-4 inches of wood shavings (not sawdust) in the bottom of the box. Also, some type of predator guard should be used.



LUMBER:
One 1" x 12" x 12'0"

